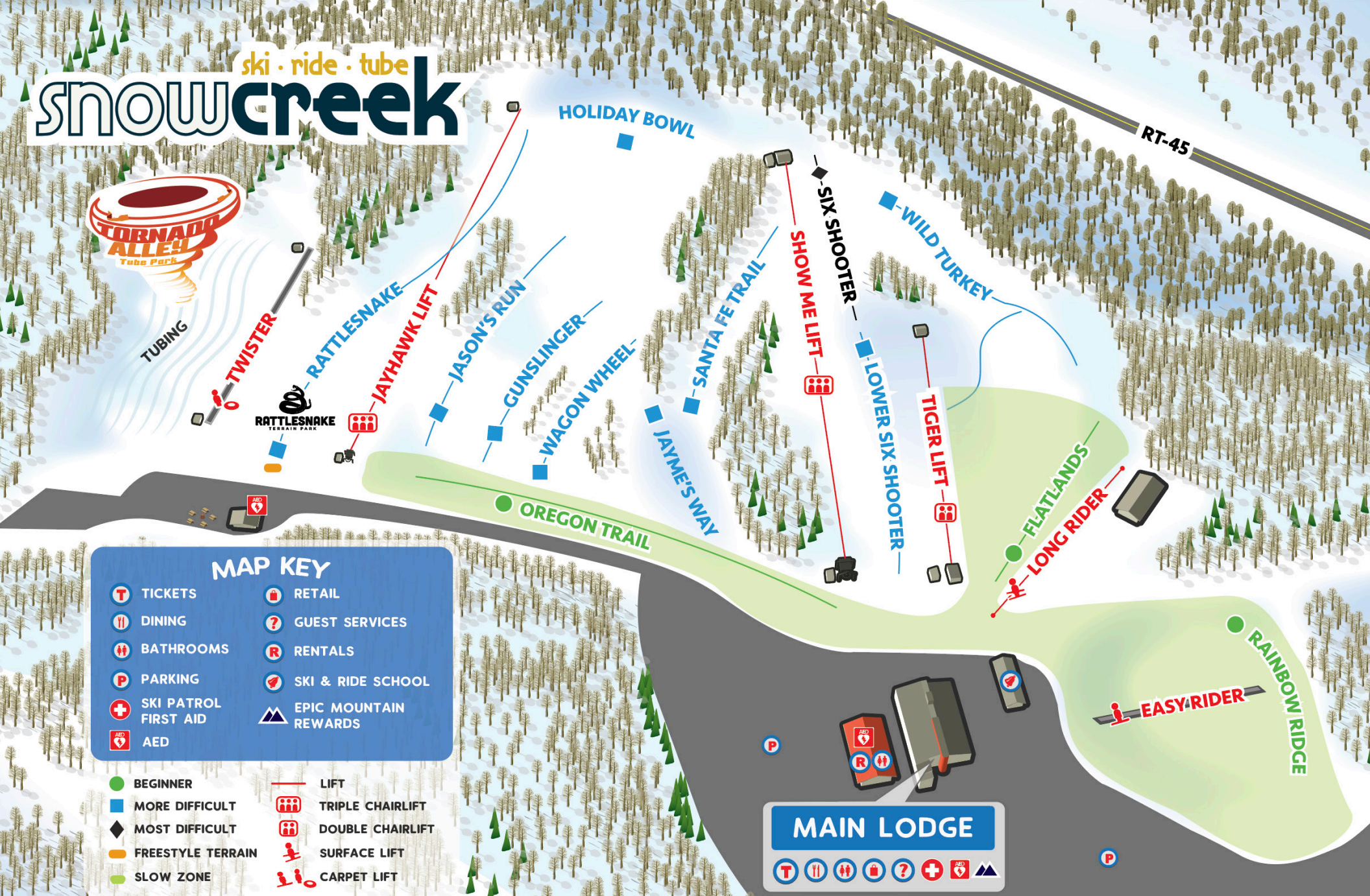


ski · ride · tube snowcreek



MAP KEY

- | | |
|----------------------|-----------------------|
| TICKETS | RETAIL |
| DINING | GUEST SERVICES |
| BATHROOMS | RENTALS |
| PARKING | SKI & RIDE SCHOOL |
| SKI PATROL FIRST AID | EPIC MOUNTAIN REWARDS |
| AED | |

- | | |
|-------------------|------------------|
| BEGINNER | LIFT |
| MORE DIFFICULT | TRIPLE CHAIRLIFT |
| MOST DIFFICULT | DOUBLE CHAIRLIFT |
| FREESTYLE TERRAIN | SURFACE LIFT |
| SLOW ZONE | CARPET LIFT |

MAIN LODGE



OFFICIAL PARTNERS OF SNOW CREEK RESORT



Please Note It is unlawful to access Snow Creek's lifts without a valid lift access card or season pass. Skiing or riding without a lift access card or pass or with a fraudulent lift access card or pass will result in prosecution. Lift access cards are non-refundable.

First Aid Services For immediate assistance and to report all accidents, please call the Ski Patrol at 816-640-2017. Emergency Phones are available with all lift operators. All parties involved in a collision must exchange information and contact the Ski Patrol.

Slow Zones Certain areas (indicated on the map in yellow) are designated as SLOW ZONES. Please observe the posted slow zone areas by maintaining a speed no faster than the general flow of traffic. Space and speed are especially important in these areas. Fast and aggressive skiing will not be tolerated and may result in termination of your resort privileges.

Freestyle Terrain Freestyle Terrain may contain jumps, hits, ramps, banks, fun boxes, jibs, rails, half pipes, and other constructed or natural terrain features. Prior to using freestyle terrain, you are responsible for familiarizing yourself with all elements and landings and obeying all instructions, warnings, and signs. Freestyle skills require maintaining control on the ground and in the air.

Know the Code – Play It Safe Skiing and riding, in their various forms, are inherently hazardous sports. Trail and slope conditions change constantly with weather and use. It is your responsibility to avoid natural and manmade objects regardless of the presence of markings or other mitigation, and to avoid and use courtesy with other people. Snow Creek uses many different types of marking devices to alert you to some hazards.

Your Responsibility Code

- 1. Always stay in control. You must be able to stop or avoid other people or objects.
- 2. People ahead or downhill of you have the right-of-way. You must avoid them.
- 3. Stop only where you are visible from above and do not restrict traffic.
- 4. Look uphill and avoid others before starting downhill or entering a trail.
- 5. You are responsible to prevent runaway equipment.
- 6. Read and obey all signs, warnings, and hazard markings.
- 7. Keep off closed trails and out of closed areas.
- 8. You must know how and be able to load, ride, and unload lifts safely. If you need assistance, ask the lift attendant.
- 9. Do not use lifts or terrain when impaired by alcohol or drugs.
- 10. If you are involved in a collision or incident, share your contact information with each other and a ski area employee.


SMOKING IN THE LIFT LINE IS PROHIBITED

Backcountry Warning Skiing and Riding off Open and Designated Trails: The ski area assumes no responsibility for skiers and riders going beyond the open and designated trails at Snow Creek. Areas beyond the open and designated trails are not patrolled or maintained. Unmarked obstacles and other natural hazards exist.

Snow Creek's Off Trail Policy Wooded areas between designated trails within the ski area boundary are not patrolled and have no skier/ snowboarder services. If you ski/ride in wooded areas that are not designated trails, you are solely responsible for yourself. You must enter from and exit onto designated trails that are open to the public for skiing/riding. Failure to do so will result in the loss of your skiing/riding privileges. Wooded areas are recommended for expert skiers/riders, in groups of three or more. Do not ski/ride alone. Unmarked obstacles exists throughout.


Snowcats and Snowmobiles CAUTION – snowcats, snowmobiles and snowmaking may be encountered at any time.

Sun Protection With every 3,000 foot increase in altitude, UV levels rise by 10-12%. We recommend eye protection and sunscreen to ensure protection from UV rays.

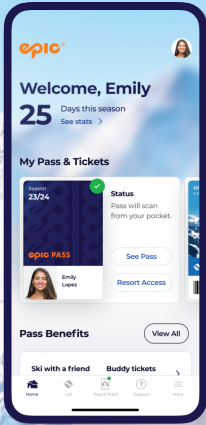


UNLOCK THE WHOLE MOUNTAIN

With the new My Epic app.



LEARN HOW





PASS HOLDERS

SAVE 20%

Food ▴ Group Lessons ▴ Rentals

Restrictions and exclusions apply, see Epic Mountain Rewards Terms & Conditions for details.





YOUR FIRST STEP TO A PIONEERING WINTER SKI AND RIDE SCHOOL

Book ski and snowboard lessons with a world-class instructor with offerings for all ages and ability levels. Gain new skills and the confidence to explore more terrain this season.

Reserve now at [SkiSnowCreek.com](https://www.sksnowcreek.com), at the nearest Ski and Ride School location, or call 816-640-2200.